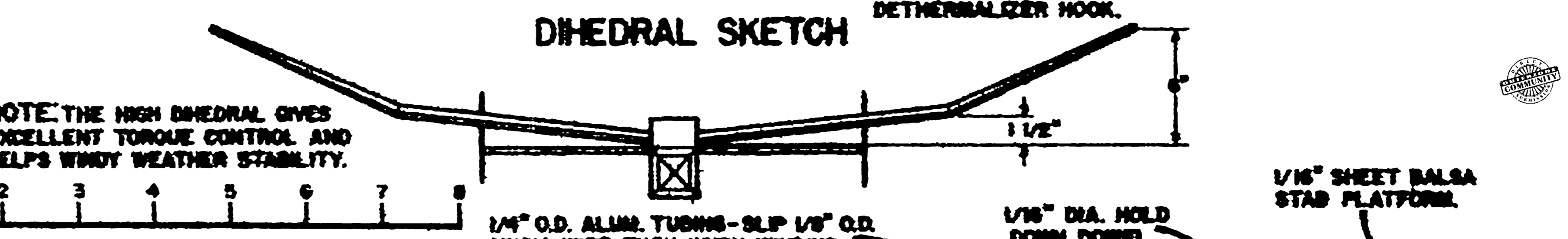
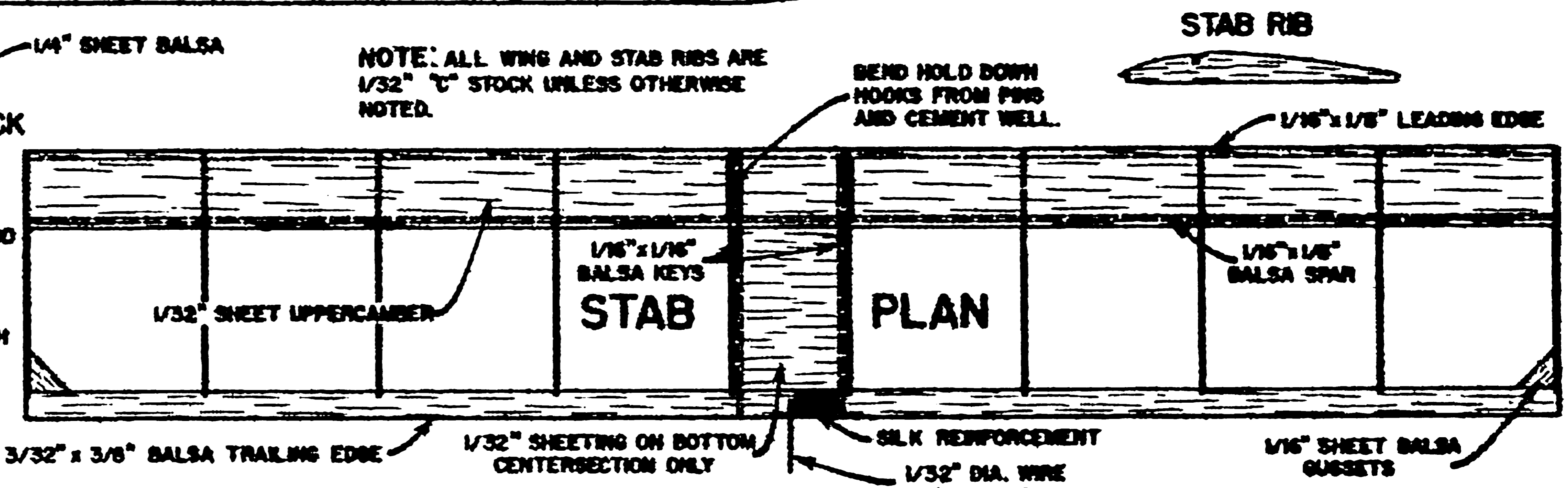
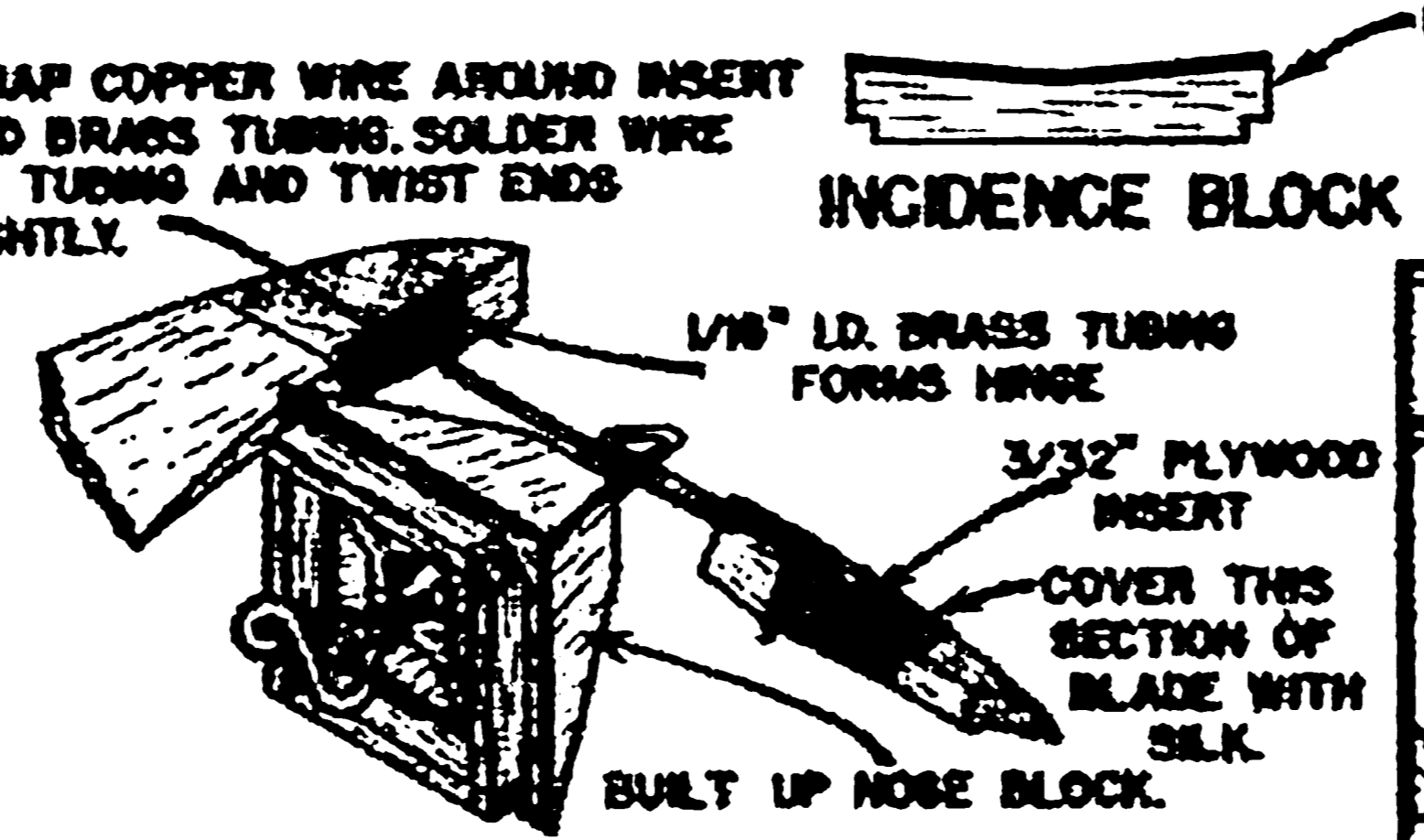


**POWER:** 16 STRANDS 1/4" x 1/24" PIRELLI - 54" LONG.  
20 STRANDS 1/4" x 1/24" T-58 - 56" LONG.

**DESIGN DATA**

WING AREA	230 SQ. IN. ACTUAL - 224 SQ. IN. PROJ. AREA
STAB AREA	70 SQ. IN. PROJ. AREA (30.8%)
WING ASPECT RATIO	10.1 TO 1
STAB ASPECT RATIO	5.7 TO 1
PROPELLER	18" DIA. - 20" PITCH
MOTOR RUN	1:40 TO 1:45 ON 1100 TURNS
DEAD AIR DURATION	4:15 TO 4:30



**WEIGHTS**

FUSELAGE AND TAIL CONE	1.35 OZ.
WINGS AND FAIRINGS	1.05 OZ.
STAB AND RUDDER	0.40 OZ.
NOSE BLOCK AND PROP.	0.70 OZ.
RUBBER (WITHOUT LUBRICANT)	4.80 OZ.
<b>TOTAL</b>	<b>8.30 OZ.</b>

